

ReDat eXperience v 2.35.5

Release notes

ATC-ATM

Issued: 01/2020 v 2.35.5 rev. 1

Producer: RETIA, a.s.

Pražská 341
Zelené Předměstí
530 02 Pardubice
Czech Republic



with certified system of quality control by ISO 9001 and member of AOBP



The manual employs the following fonts for distinction of meaning of the text:

Bold

- names of programs, files, services, modules, functions, parameters, icons, database tables, formats, numbers and names of chapters in the text, paths, IP addresses.

Bold, italics

- names of selection items (options of combo boxes, degrees of authorization), user names, role names.

LINK, REFERENCE

- in an electronic form it is a functional link to the chapter.

Courier, bold

- source code, text from log files, text from config files.

Example, demonstration.

Note, hint.

Warning, alert.



Content

- 1. KNOWN INCOMPATIBILITIES..... 4**
- 2. RENAMING SERVICES IN EXPERIENCE..... 5**
 - 2.1 MAIN - SERVICES5
- 3. MONITORING 5**
 - 3.1 INDICATION – OPERATION5
- 4. CATALOG 6**
 - 4.1 DOWNLOAD MANAGER6
- 5. AUDIT 7**
 - 5.1 LIST OF AUDIT EVENTS AND ERROR CODES7
- 6. SYSTEM..... 8**
 - 6.1 RECORDING UNITS.....8
 - 6.2 MAIN – WATCHDOG.....9

1. Known incompatibilities

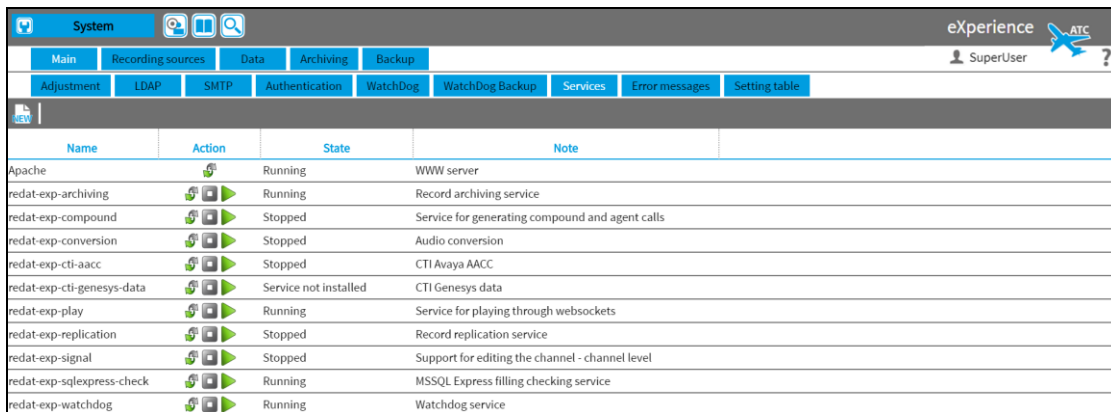
- Audio live monitoring in **Chrome and Firefox** web browser:
 - Start listening is delayed for about 3 seconds.
 - Online delay of about 3 seconds.
- Frequency of the video updates during playback of screen records can depend on a number of synchronously replayed channels.
- Incompatibilities with **Internet Explorer 11**:
 - Audio playback does not start or hangs at start up.
 - Inoperative volume control of individual directions.
 - Control playback of individual channel directions to the left / right speaker, including the "Mix Records to Mono" feature.
 - Playing CCTV recordings is not working.
 - Stops on the player: a problem with removing stops on the player, a possible problem with skipping among stops using the Point function.
 - Manual transcript does not work.
 - Does not support listening (monitoring).
 - Playback of SCREEN records is not possible in a new window.
 - Horizontal slider does not work.
 - Slow retrieving and filtering lists - When entering the initial letters of a search string, the larger list is updated very slowly (e.g. using the Agent, Group, Source) parameters.
 - HID Records: bad Interpretation of time.
 - Spoken time: a possible time synchronization error in some versions of OS Windows.
 - Synchronous playback does not work.
 - Playback speed 0,25 is not supported.
 - Inoperative control of the fixed column in the timeline view - filters cannot be controlled; the icon for marking the fixed column (pin) is barely visible.
 - An image of data processing - the throbber – If you switch between agendas, the throbber has only a static form (does not rotate when processing).

2. Renaming services in eXperience

2.1 Main - Services

We have renamed the **eXperience** Services.

The **Service** tab is used to remote restart , stop  and start  of services running on the machine where the eXperience system is installed.



Name	Action	State	Note
Apache		Running	WWW server
redat-exp-archiving		Running	Record archiving service
redat-exp-compound		Stopped	Service for generating compound and agent calls
redat-exp-conversion		Stopped	Audio conversion
redat-exp-cti-aacc		Stopped	CTI Avaya AACC
redat-exp-cti-genesys-data		Service not installed	CTI Genesys data
redat-exp-play		Running	Service for playing through websockets
redat-exp-replication		Stopped	Record replication service
redat-exp-signal		Stopped	Support for editing the channel - channel level
redat-exp-sqlxpress-check		Running	MSSQL Express filling checking service
redat-exp-watchdog		Running	Watchdog service

3. Monitoring

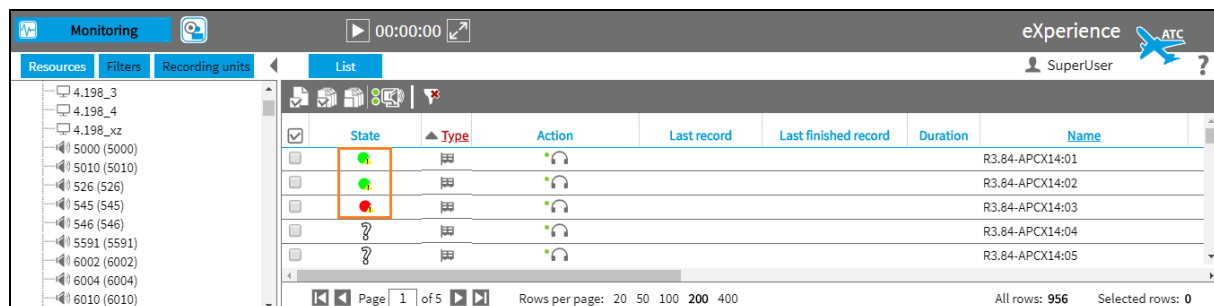
3.1 Indication – Operation

Based on the information from the Recording unit about the overflow/underflow of the frequency of operation on the recording channel, this information is displayed in the GUI.



These icons are showing the state in the agenda **Monitoring**.

This information will appear also in the agenda **Audit**.



State	Type	Action	Last record	Last finished record	Duration	Name
						R3.84-APCX14:01
						R3.84-APCX14:02
						R3.84-APCX14:03
						R3.84-APCX14:04
						R3.84-APCX14:05

4. Catalog

4.1 Download manager

The **Catalog** application has introduced a feature for time-long export of data that sets limits for downloading records online and offline, as well as limits for downloading CSV.

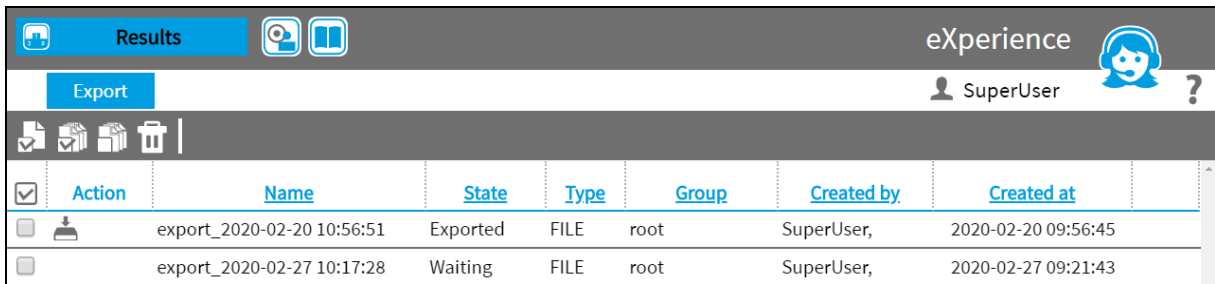
- **Limits:**

Export of record:

- limit for online downloading is adjustable in Settings – default=**10** / max=50
- limit for offline downloading is adjustable in Settings - default=**50** / max=50
- If you want to export selected records below the first limit, the export dialog will be displayed directly:

- To export data between the limits, online or offline downloading is available:
 - select your choice with a checkbox

- To export data over the second limit is possible only offline. The checkbox is inactive. The export is being prepared to the agenda **Results/Export**.

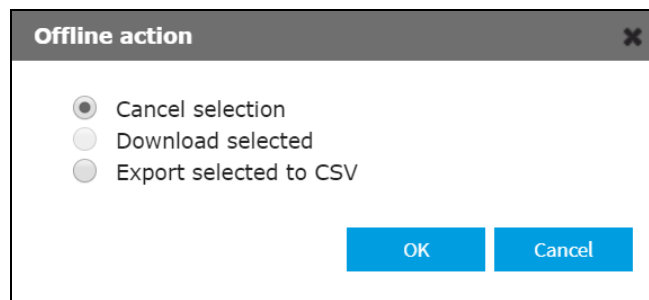
Agenda **Results/Export:**


<input checked="" type="checkbox"/>	Action	Name	State	Type	Group	Created by	Created at
<input type="checkbox"/>		export_2020-02-20 10:56:51	Exported	FILE	root	SuperUser,	2020-02-20 09:56:45
<input type="checkbox"/>		export_2020-02-27 10:17:28	Waiting	FILE	root	SuperUser,	2020-02-27 09:21:43

- records over the limit **1.050** will not be exported

Export to CSV

- limit: **1.000/10.000/1.500.000**
- The limit for tagging records is 1,000. If you select such and higher number, the following dialog box will be displayed. Then select your choice with a checkbox.



5. Audit

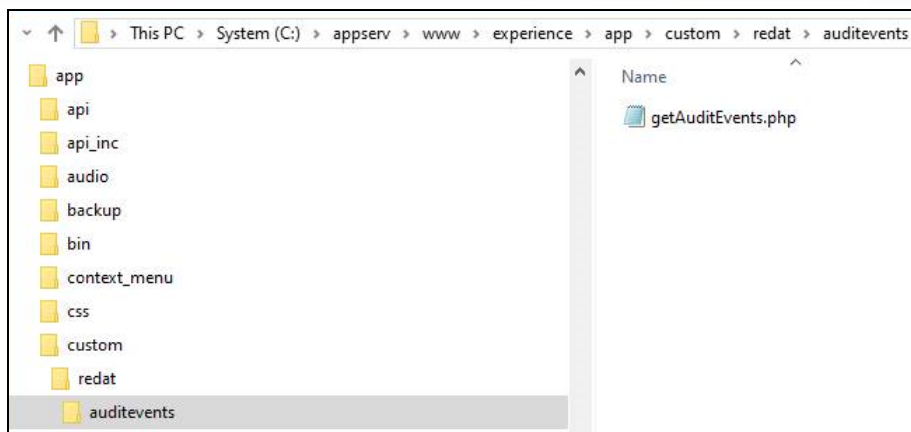
5.1 List of Audit events and error codes

In the **Audit** agenda, all events and error codes can be exported to a .csv file. To get this listing, follow these steps:

First, it is necessary to import this feature into the ReDat eXperience environment. Copy the file **redat.exe**, which is the part of the installation media.

Place the copied **redat.exe** file into the server directory **appserv**. Next, unzip the zip file and run the file. The directory is ready and the feature **getAuditEvents** is ready to generate .csv files.

ReDat eXperience 2.35.5 Release notes



Into the url directory enter the following command and confirm

<https://191.123.1.123/experience/app/custom/redat/auditevents/getAuditEvents.php>


After entering the url address with the correct numeric name of the IP address, the .csv list of all events and error codes will be exported.

The .csv file will be saved on the path with the name of the current day, e.g.

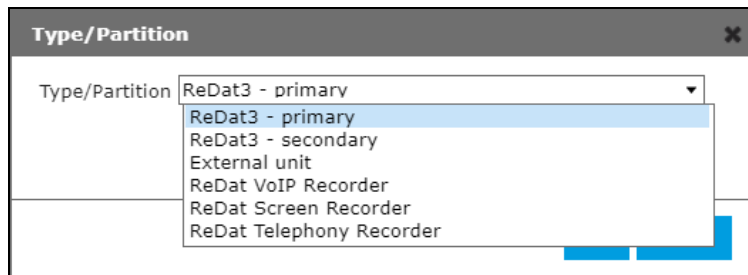


6. System

6.1 Recording units

The tab **Recording units** is used to configure the recording units. Clicking the icon **New**  will open a dialogue with the selection of a type of the new recording unit.

There has been renamed one of the types of recording unit. A new name is ReDat Telephony Recorder (formerly ReDat RVRG Recorder).



ReDat eXperience 2.35.5 Release notes

6.2 Main – WatchDog

Services in the tab **Main – WatchDog** has been renamed.

Active	Name	Path	Command	Look for	Last write [s]	Last c...
<input checked="" type="checkbox"/>	Indicator reset	php .././www/experience/app/WdgRouter.php route=indicator_reset			0	0
<input checked="" type="checkbox"/>	Sync_record units	php .././www/experience/app/WdgRouter.php route=ru_automatic_synchronisation			0	0
<input checked="" type="checkbox"/>	CTI TSAPI Alcatel-Lucent	redat-exp-cti-tsapi		ctitsapi.exe	300	36000
<input checked="" type="checkbox"/>	CTI TSAPI Alcatel-Lucent o...	redat-exp-cti-tsapi-offline		cti tsapi offline.exe	300	36000
<input checked="" type="checkbox"/>	CTI Solidus eCare	redat-exp-cti-solidus-ecare		ctisolid.exe	300	36000
<input checked="" type="checkbox"/>	CTI Solidus eCare offline	redat-exp-cti-solidus-ecare-offline		cti solid offline.exe	300	36000
<input checked="" type="checkbox"/>	eXp play service	redat-exp-play		exp_play.exe	300	36000
<input checked="" type="checkbox"/>	Conversion service	redat-exp-conversion	conversion	java	300	36000
<input checked="" type="checkbox"/>	ASASIP	redat-exp-asasip		rd3asasip.exe	0	0
<input checked="" type="checkbox"/>	Screen config	redat-exp-scr-set	exp_src_set.exe	exp_src_set.exe	0	0
<input checked="" type="checkbox"/>	Storage manager	redat-exp-stm	STM_EXP.jar	java	300	0
<input checked="" type="checkbox"/>	Indicator	redat-exp-indicator		felix.jar	300	36000
<input checked="" type="checkbox"/>	Info 35	redat-exp-info35		info35.exe	0	0



RETIA, a. s., pursuant to the provision of Waste Act no. 185/2001 Coll., is involved in the **RETELA** (www.retela.cz) collective system, which runs back collection and disposal of hazardous waste, that is used and discarded **ReDat devices**.



The used products are classified as electronic waste and in no case may they be mixed with municipal waste as they are harmful to the environment.



RETIA, a. s., pursuant to the Packaging Act, is involved in the EKO-KOM Joint Performance System, running a back collection and reuse of packaging waste, under Client no. EK-F06022669.